

STOPPER DECK BLOCK

NEW RANGE 65, 80, 100, 125 mm

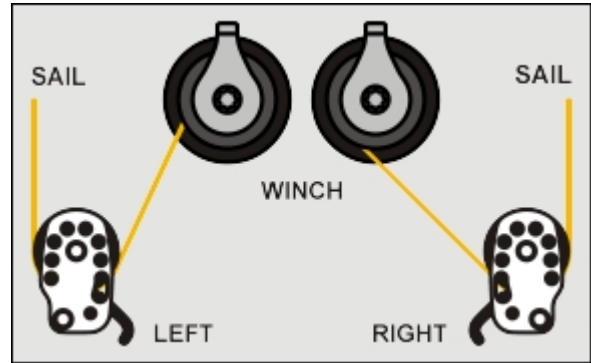
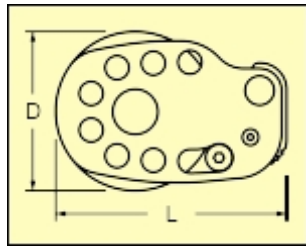
The sheaves are made of high strength resin, fitted with composite fibre bush and side ball-bearings. No maintenance or lubrication is required.

The machined side plates are made of high strength alloy, hard black anodized for wear and corrosion proofing and with all the edges smoothed off.

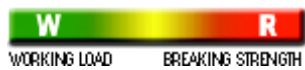
The aluminium locking cam is fitted on an automatic opening spring: relaxing the sheet is sufficient to open the jammer. Compact design with the lever fully concealed within the side plates and with recessed fasteners. The cam cannot be locked under high loads. It's intended to hold the line temporarily and under not heavy loads.



D = 65-80-100-125 mm



MODEL	Ø LINE mm	D mm	L mm	W kg	R kg	WEIGHT kg	SCREWS N° x Ø mm
SINGLE							
851.065	6 - 12	65	116	800	1600	0.23	2 x Ø8
851.080	6 - 14	80	131	1000	2000	0.33	2 x Ø8
851.100	8 - 16	100	152	2000	4000	0.65	2 x Ø10
851.125	10 - 18	125	174	3500	7000	1.10	1 x Ø12 + 2 x Ø10
DOUBLE							
852.065	6 - 12	65	116	800	1600	0.38	2 x Ø8
852.080	6 - 14	80	131	1000	2000	0.56	2 x Ø8
852.100	8 - 16	100	152	2000	4000	1.50	2 x Ø10
852.125	10 - 18	125	174	3500	7000	1.85	1 x Ø12 + 2 x Ø10



All models are supplied with fastening screws, washers and nuts A-316.