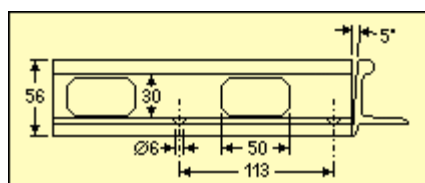
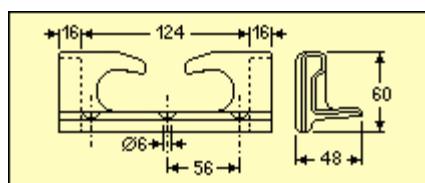


## TOE-RAIL AND ACCESSORIES



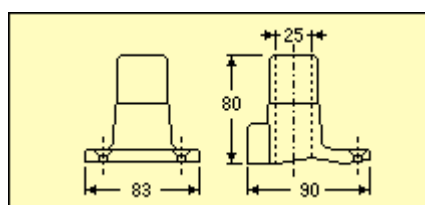
### Mod. 700.100 **TOE-RAIL**

Made in light-weight alloy this toe-rail covers the joint between the hull and the deck attractively. Large holes make it lighter and provide countless fixing points. Can be used on any type of boat from 33 to 50 ft. The standard supply is in 18 ft anodized lengths. The design is elegant and the machining very precise Weight: 1 kg/m.



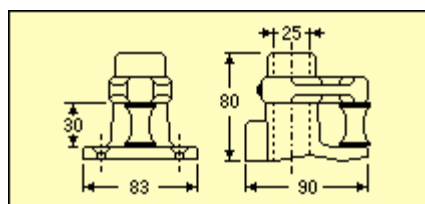
### Mod. 700.400 **FAIRLEAD**

Shell-cast and carefully smoothed, this is used for mooring ropes or spring lines. Fits to the toe-rail by means of side joints making for easy assembly



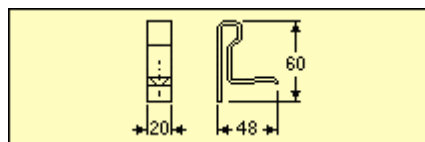
### Mod. 700.500 **STANCHION BASE**

Shell-cast, carefully smoothed and elegant. The external part has a plug to insert in the toe-rail holes, while two countersunk holes in the base make it easy to clamp to the deck.



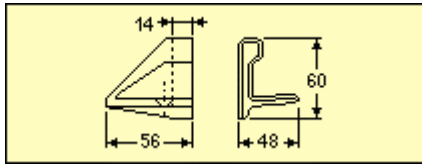
### Mod. 700.600 **ROLLER BASE**

As above. A turning in the upper external part of the neck houses the roller for jib and mainsail furling gear lines.



### Mod. 700.200 **JOINT**

Dovetailed on both sides for joining two toe-rails together in a very strong way and without the need for any particular modifications.



Mod. 700.300 **END FITTING**

Also dovetailed, it completes and finishes off the toe-rail very smartly.